



U.P.S.I. Ψ

HUMIDITY AND TEMPERATURE Miniature OEM probe

M-TUCN.34N

This module, intended to quantify the *relative humidity level and temperature* in the ambient atmosphere, is made of a micro-system *SPSI UPSICAP MSS Bi-Face G-TUCN.32* type that delivers a variable frequency proportional to *humidity*, and a resistive *temperature* sensor (thermistor NTC).

The micro-system making this probe, *integrates* a humidity cell *created in-situ* on the upper side of the substrate, while the lower side carries the temperature sensor, the electronic transmitter and the plug-in connector. This functional module is associated to a support with stabilized power supply, negative supply protection, possible level translation, CEM filter and output connection. The surface electrode cell which is directly in contact with water vapor is connected to ground (0V).

The sensig side to humidity, can be covered with high efficient atmospheric filter to reduce electrical effects of condensation.

This technology is a major step forward in the field of sensor-transmitters with long-term stability and reduction of mass production cost.

MSS Bi-Face original concept

Exclusive SPSI technology

Micro-system with digital output

High accuracy - High reliability

Complementary atmospheric filter

Operating from 0 % to 100 % RH, -40°C to +85°C

Ultra fast response


Output current up to ± 2 mA

Total interchangeability without recalibration

Instantaneous desaturation

Best quality-price ratio on the world market

Integrated production



MAIN CHARACTERISTICS

- Qualified measurement range: 2% RH to 98% RH, 0° C to + 80° C
- Time constant: 0.25 sec. to 20 sec. depending on model Rx or Lx
- Operating temperature: -40° C to +100° C
- Accuracy (calibration–interchangeability): ± 3% RH, ± 1° C (option ± 2% RH, ± 0.25°C)
- Nominal internal power consumption: < 1 mW
- Humidity recovery time 100 % RH 150 h: 2 sec. to 100 sec. depending on model Rx or Lx
- Output signals: 0-5 V Variable frequency square waves, NTC
- Rated power supply voltage: 5 VDC or 24 VDC depending on model
- Humidity basic transfer function: $F = F_{55} (1.108 - 0.002\% \text{ RH})$
- Temperature basic transfer function: $R = 0.119.e^{3380 / (T+273)}$
- Standard calibration (F_{55}, T_{25}): 6500 Hz at 55 % RH, 10 KΩ at 25 ° C
- Thermal sensitivity RH: ± 0.05 % RH / ° C
- Dimensions: L W H : 30 x 8 x 10 mm³

DESCRIPTION

UPSI product range are based two fundamentals concepts *UPSICAP* and *MSS Bi-Face* elaborated and developed by the *Société d'applications électroniques pour la Physique, la Science et l'Industrie* (international patent <http://www.patentstorm.us/patents/6450026-claims.html>)

The MSS Bi-Face concept incorporates on the same substrate both, the humidity sensor on the main face and electronic device including connections on the opposite side.

The humidity cell is not added on the substrate but carried out directly *in situ* .

Accuracy, stability and reliability are improved, connecting the sensor to the acquisition electronic circuit with continuum solid vias excluding link wires or printed circuit.

The surface electrode in contact with water vapor is connected to 0V (ground) provides shielding against surrounding electrical field and its thickness provide high robustness atmospheric filter.

The absence of electrical connections on the sensitive face does away with a barrier irregularity reducing the airborne dust on this side and enhancing reliability in the event mechanical action affecting the cell.

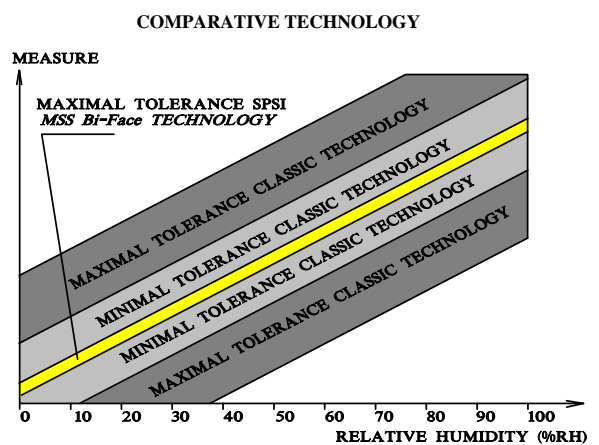
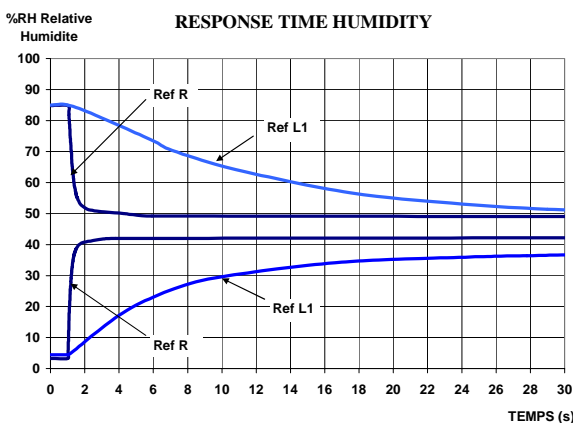
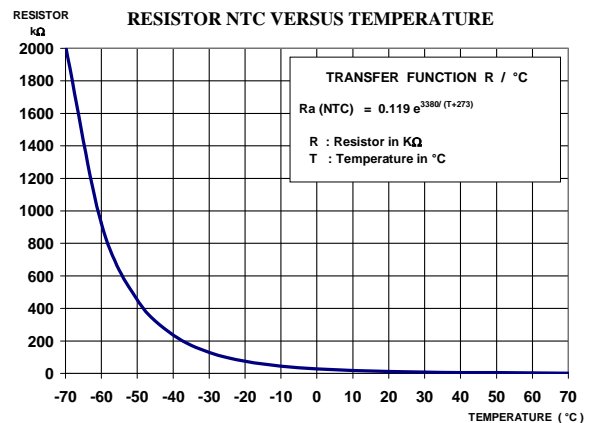
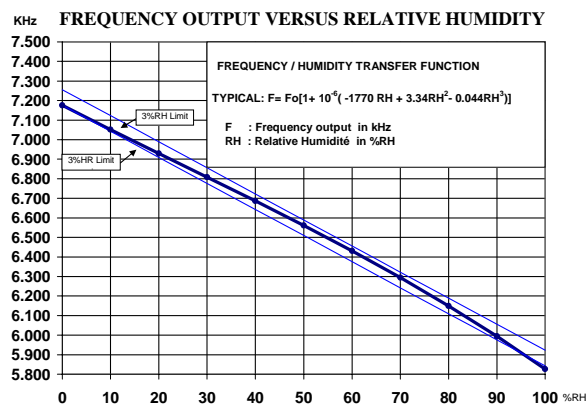
For harsh environment, a complementary filter could be placed on the sensing side.

The component quantity is divided by 2 using some multifunction device increasing the reliability and decreasing area and cost (original electronic concept).

This technology allow to supply an analogic or digital sensor transmitter with 100 μW - 20 μA.

The operating range until 100% RH is insured by a specific treatment (substrate and components impregnation).

TRANSFER FUNCTIONS

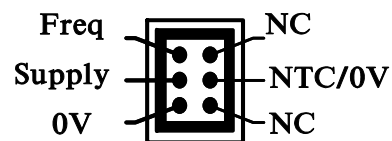
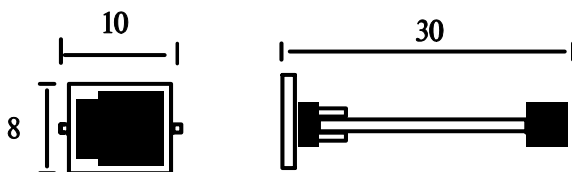


ELECTRICAL AND MEASURING SPECIFICATIONS

Measured or influencing values	Definition	Values			Unit
		Min.	Nom.	Max.	
Relative humidity RH	RH measuring range	2	→	98	% RH
	RH operating range	0	→	100	% RH
	Hysteresis		< 1,5		% RH
	Accuracy according to reference conditions	2	3		% RH
	Conformity error (2 % RH to 98 % RH)		1.5		% RH
	Time constant Fast version R	0.25 ↑	0.30	0.40 ↓	sec.
	Version L	30 ↑	40	50 ↓	sec.
	Recovery time (100% RH 150 hours)	2 (R)		100 (L ₁)	sec.
Absolute humidity	Specified metrology		0.12		Kg/Kg
	Maximum Metrology outside tolerance Degraded metrology		0.35 0.5		Kg/Kg Kg/Kg
Output signal Hz / %RH	Nominal Variable frequency Square wave / RH	7 176	→	5 826	Hz
	Cyclic ration High level time / Low level time	1.15	1.18	1.21	H/L
	Square waves amplitude (output current = 0)	4.75	5	5.25	V
	Source resistance		250		Ω
Transfer	$F(\text{Hz}) = 7176 - 12.7 \text{ RH} + 0.024 \text{ RH}^2 - 0.00032 \text{ RH}^3$				
	Standard calibration 12 % RH	6 970	7 027	7 080	Hz
	F55 = 6500 Hz 55 % RH	6 460	6 500	6 540	Hz
	97.5 % RH	5 790	5 870	5 950	Hz
Sensitivity (33 % RH to 76 % RH)	12.7	13.1	13.5	Hz/%Hr	
Electrical power supply	Supply voltage Vcc	5	6	24	V
	Supply current Icc (output current excluded)	0.16	0.18	0.25	mA
Stability	Instantaneous modulation (noise)	0.005	0.01	0.05	% RH
	Sensitivity to supply voltage			≤ 0.02	% RH/V
	Thermal sensitivity	0.03	0.04	0.05	%RH/°C
	Thermal stability from 0° C to 50° C		± 1.5		% RH
	Capacitive sensitivity (line capacitor Cp)	0.03	0.01	0.05	%RH/nF
Ambient Ta temperature	Range of measurement Ta	- 40	+ 80	+ 100	° C
	Accuracy to the reference conditions	0.25	1		° C
Output signal Ω / °C	Nominal resistive value at 25° C		10		KΩ
	Maximum current		0.3		mA
Transfer	$R = 0.119 e^{3380 / (T+273)}$ (accuracy 1°C)				Ω
	$T = 1/[A+B.\ln R+C.(\ln R)^3]$ (accuracy 0.25°C)				
Temperature range	Long term storage	- 50	+ 25	+ 85	°C
	Specified operating range	- 30	+ 25	+ 85	°C

MECHANICAL SPECIFICATIONS - ELECTRICAL CONNECTION

Receptacle : Molex milli-grid 79107-7002



APPLICATIONS

UNITE DE PRODUCTION DE SYSTEMES INDUSTRIELS

S.A.R.L au capital de 660 000 € RCS Créteil B 433 547 643 Siret 433 547 643 00018 Code NAF 321 C

ZI des Grands Godets – 951 Rue Marcel Paul – 94500 CHAMPIGNY/MARNE–FRANCE

Tél : +33 1.45.16.18.20 – Fax : +33 1.45.16.18.29 – courriel : contact@upsi.fr - Site web : www.upsi.fr